

أهلا وسهلا



Luka Koper - Port of Koper

The Egyptian gate to/from Europe

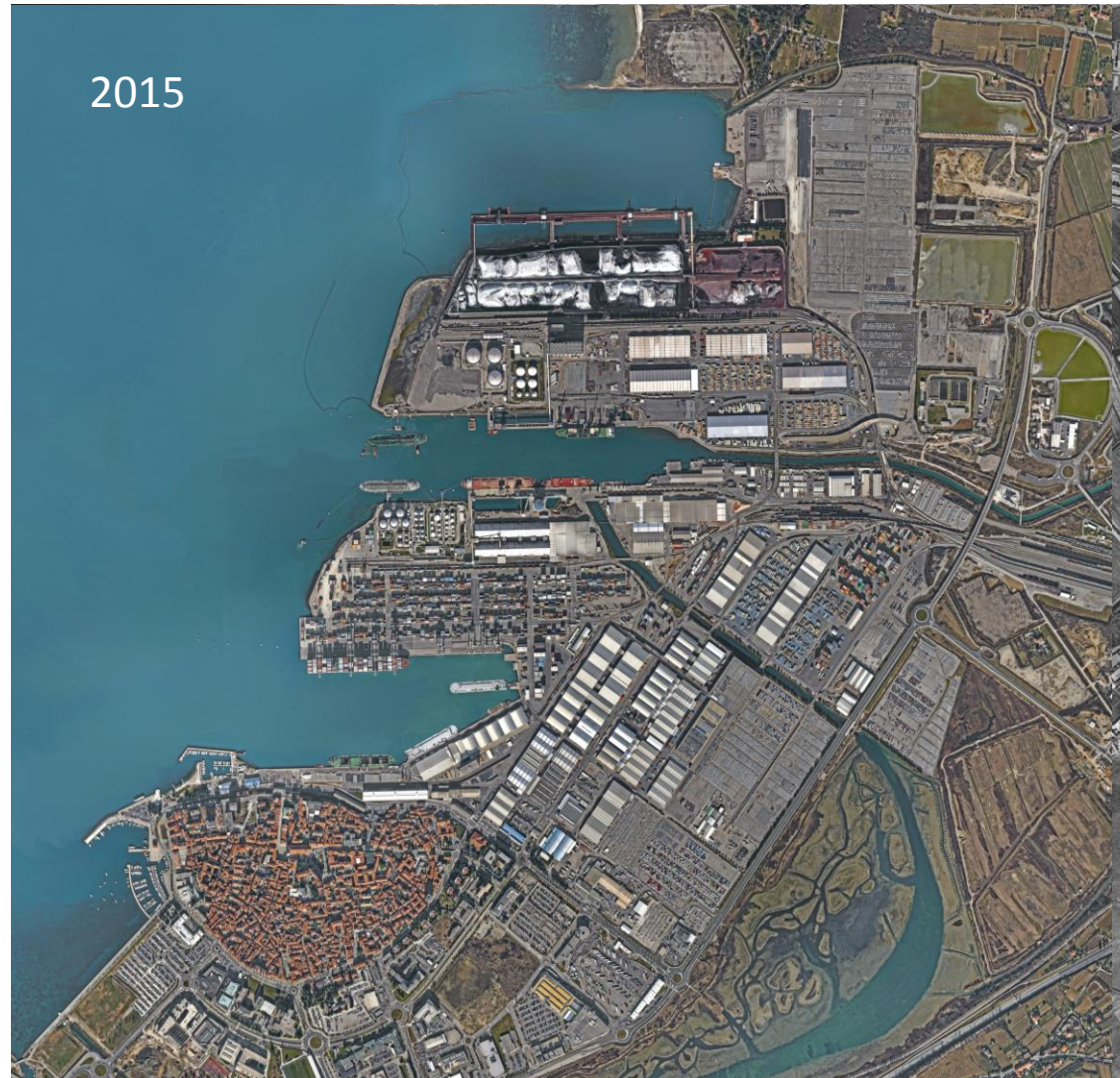
About the company Luka Koper, d.d.

- established in 1957,
- public limited company listed on the Ljubljana stock exchange,
- concession granted for the management of the port area until 2043,
- invests in infrastructure and suprastructure in the port area,
- National spatial plan for the development of the port adopted in 2011,
- terminal operator of all 12 specialized terminals in the Port of Koper,
- 1st largest container terminal in Adriatic,
- 2nd largest car terminal in Mediterranean,
- maritime throughput in 2015: 20,7 million ton,
- container throughput in 2015: 790.734 TEU,
- 1,000 employees in the Luka Koper Group,
- significant effect on the national economy.

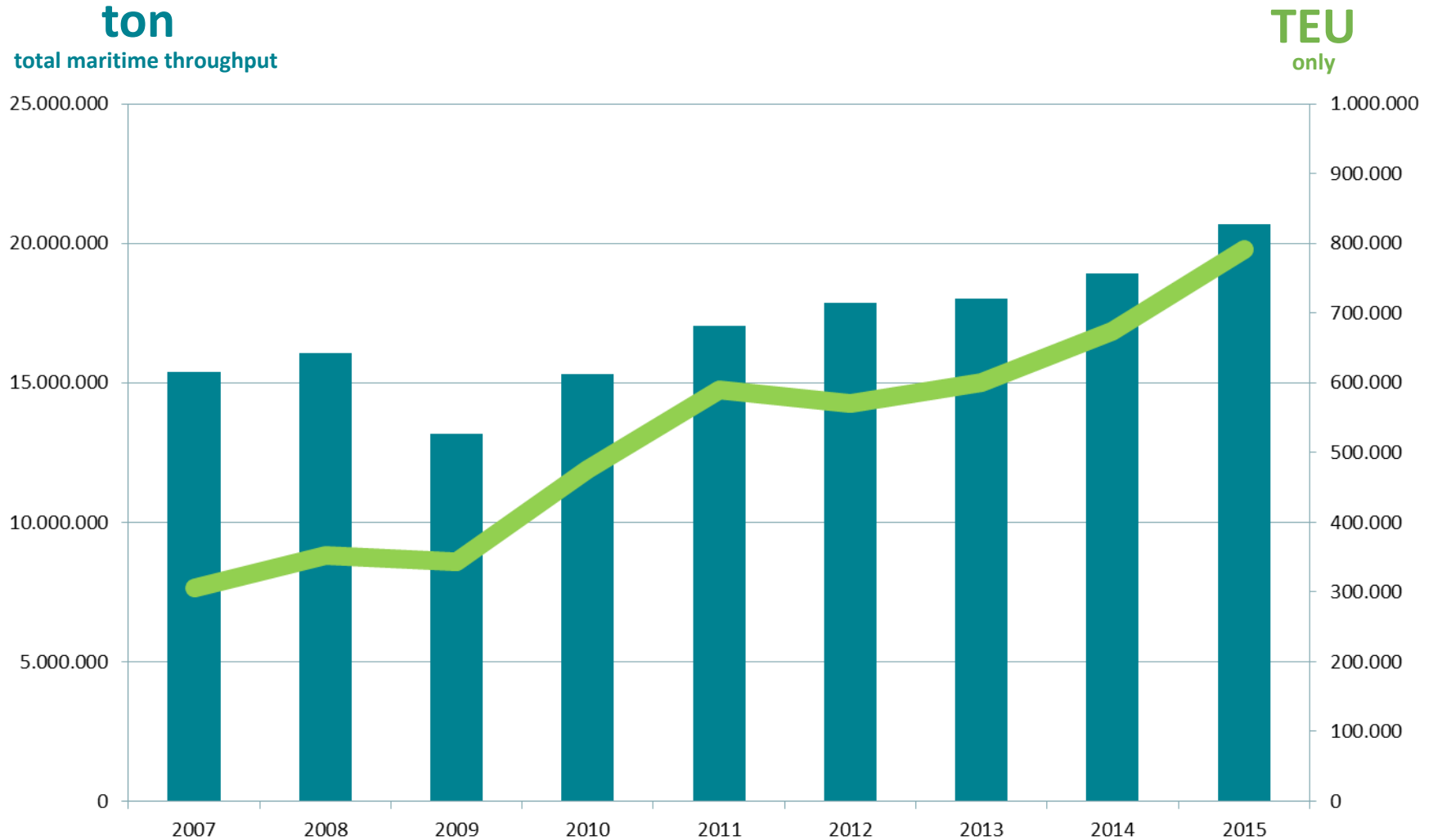


BV - NON GMO certified
BV – EKO/BIO certified

Evolution through decades



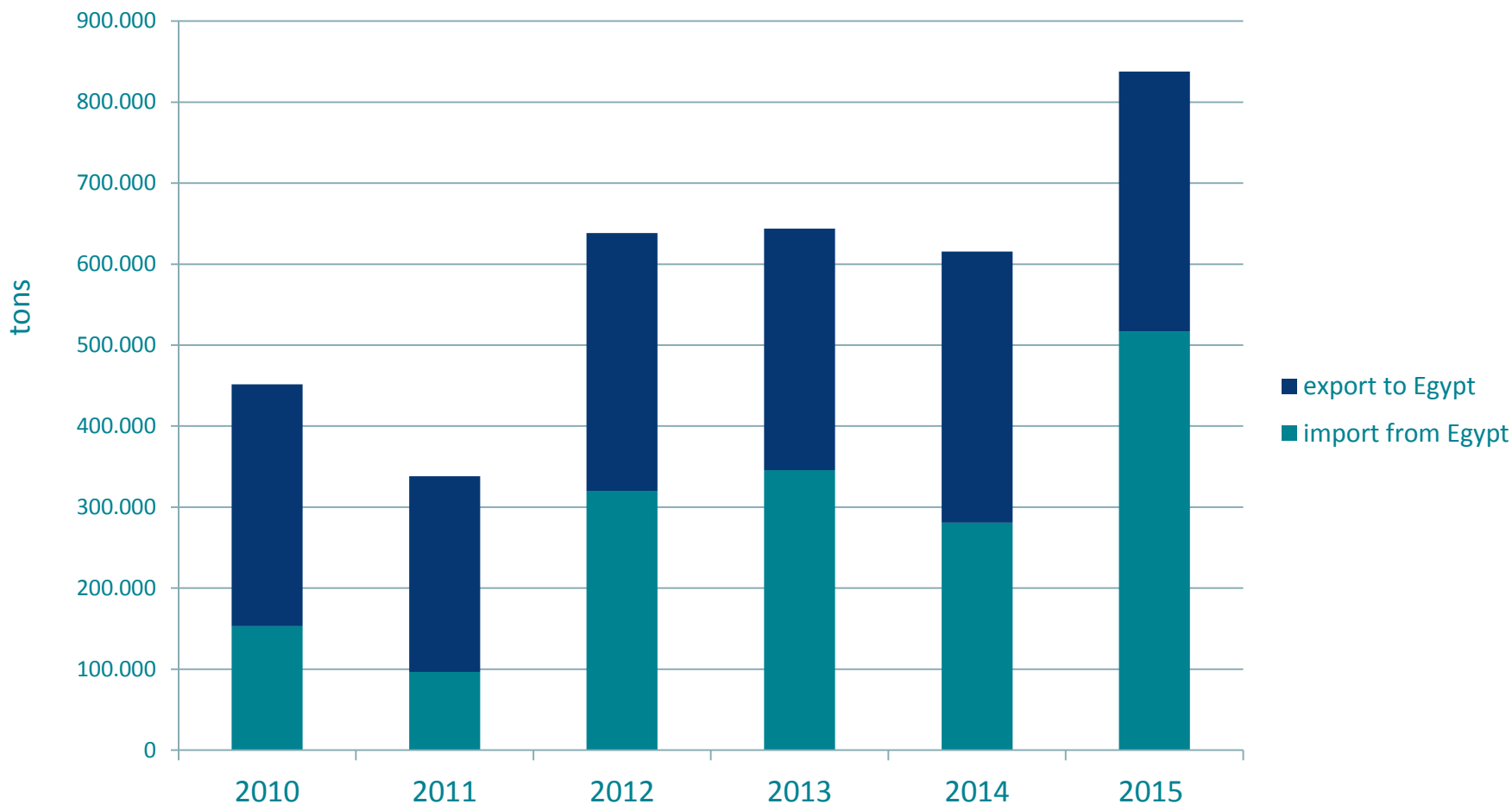
Maritime throughput



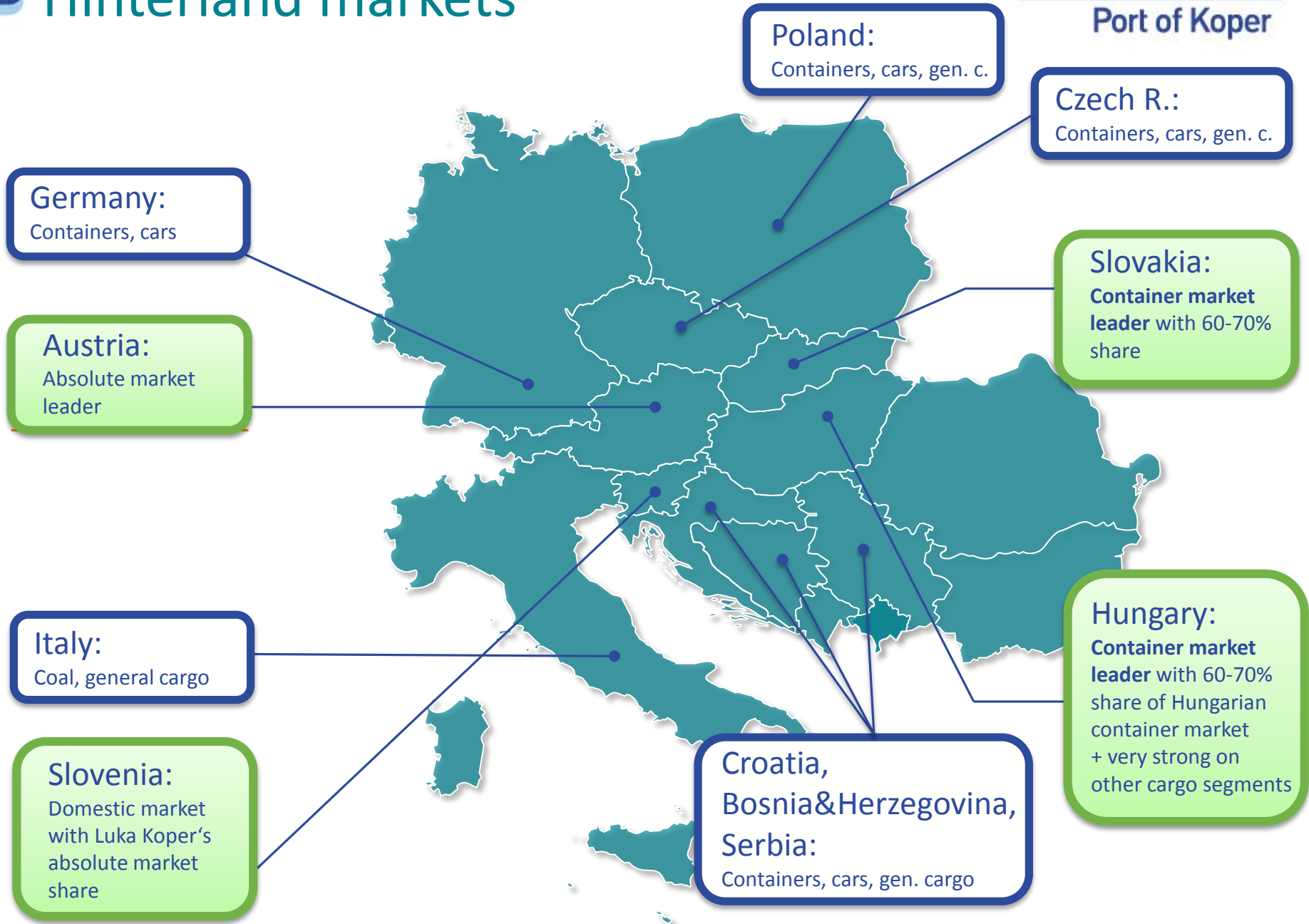
Egyptian cargo traffic via Koper

Export to Egypt: paper, cellulose, fire-safe bricks, electronics, plastic foil, apples,...

Import from Egypt: fruits and vegetables, salt, electronics, plastic, readymade garments,...



Hinterland markets



Multi-purpose port

Containers



Break bulk




Liquid bulk



Project cargoes



Passengers



Reefer cargo



Cars & Ro-Ro



Alumina and other minerals



Coal and iron ore



Cereals and fodder



Timber

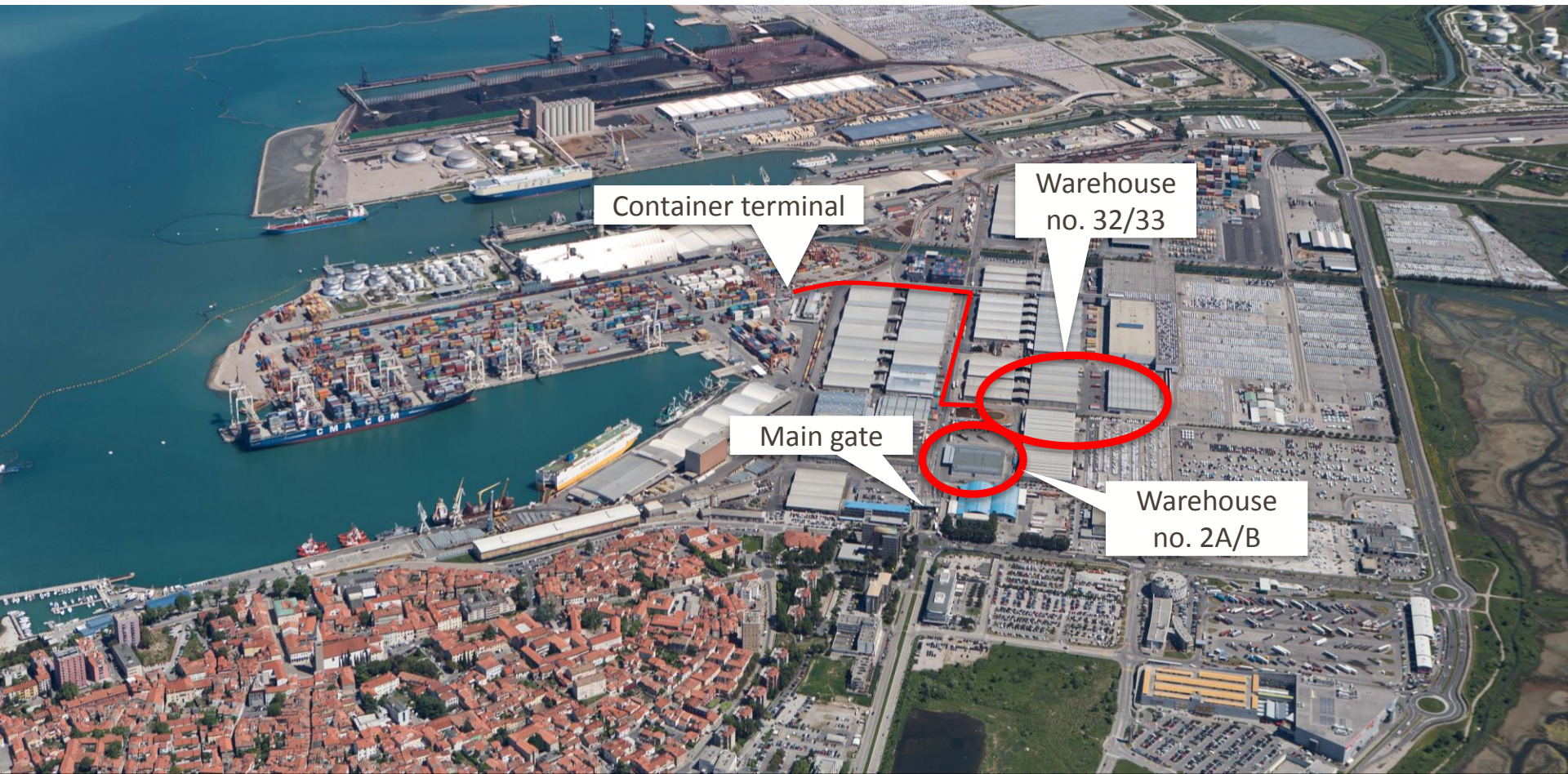


Livestock



Possibility of distribution

- dedicated warehouses for distribution and LCL cargo located inside the port area, close to the main truck gate and in close vicinity of the container terminal



Koper as EU fresh produce distribution centre

Fast entry of goods into EU: flexibility, smooth work during weekends
including service of inspections and customs, simplified custom clearance



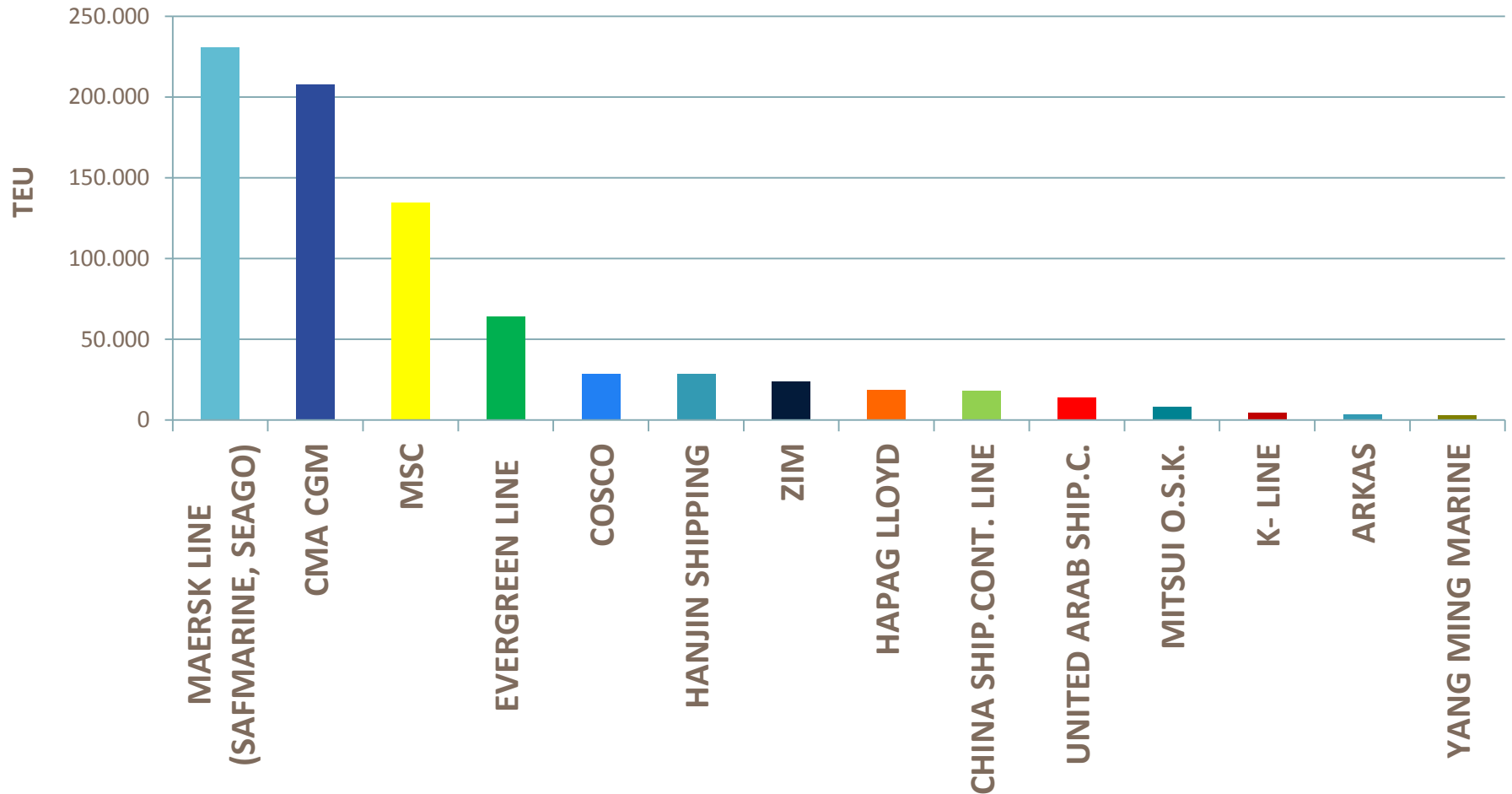
Growth comparison 2014 - 2015

In TEU millions	2015	2014	%15
Rotterdam	12.23	12.30	-0.5%
Antwerp	9.65	8.98	7.5%
Hamburg	8.87	9.78	-9.3%
Bremerhaven	5.55	5.80	-4.3%
Valencia	4.62	4.44	3.9%
Algeciras	4.51	4.57	-1.2%
Felixstowe	3.98	4.07	-2.3%
Piraeus	3.33	3.59	-7.2%
Marsaxlokk	3.10	2.87	8.0%
Ambarli	3.08	3.44	-10.6%
Le Havre	2.56	2.55	0.1%
Gioia Tauro	2.55	2.97	-14.2%
Genoa	2.24	2.17	3.2%
Southampton	2.02	1.90	6.6%
Barcelona	1.97	1.89	3.8%
St Petersburg	1.72	2.38	-27.8%
Zeebrugge	1.56	2.05	-23.8%
Mersin	1.44	1.48	-2.9%
La Spezia	1.39	1.30	6.7%
Sines	1.33	1.23	8.5%
Total Top 20 European ports	77.68	79.75	-2.6%

Average Top European ports: **-2,6 %**
Koper: **+17,3 %**

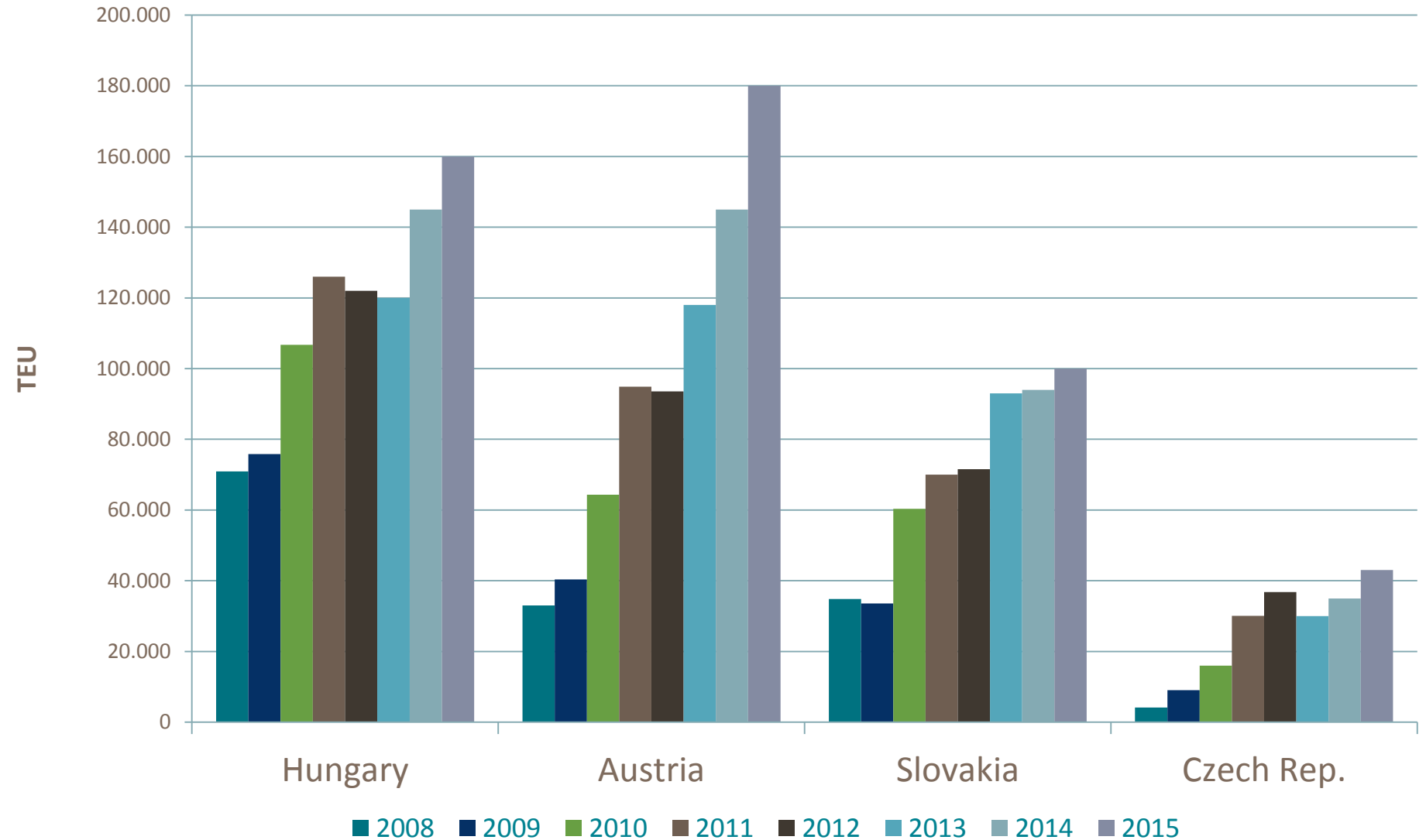
Container throughput by shipping line

top 15 shipping lines in 2015

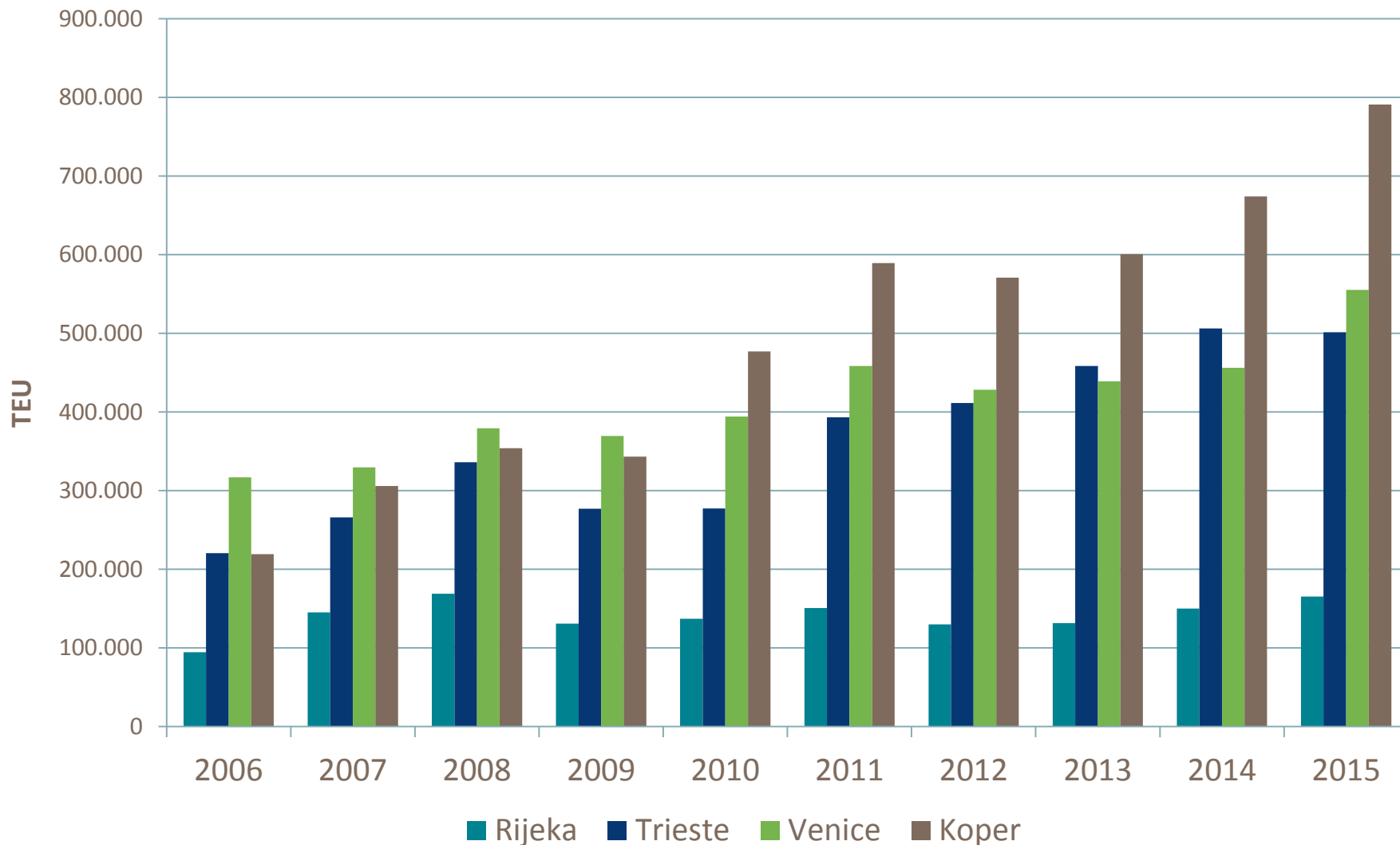


Top 4 foreign container markets

Full TEUs + stuff + strip, estimated volumes



Leading container port in North Adriatic area



Regular railway container services



SLOVENIA	Koper – Ljubljana – Celje – Maribor (Adria Kombi)	2 trains/day
GERMANY	Koper - Ljubljana - München (Adria Kombi)	5 trains/week
CZECH REPUBLIC	Koper - Dobra u Fridku Mystku (Adria Kombi) dedicated	4 trains/week
	Koper – Paskov (AWT) dedicated	2 train/week
	Koper – Ostrava (Metrans)	2 train/weekly
	Koper – Prague /Zlin/Č. Trebova/Plzen - via Dunajska Streda (HUB) (Metrans)	Daily (up to 14 trains/weekly)
HUNGARY	Koper – Budapest (Adria Kombi)	7 trains/week
	Koper - Debrecen via Budapest (Saigo Logistics)	2 trains/week
	Koper – Budapest (Integrail)	3 trains/week
	Koper – Budapest (Metrans)	Up to 14 trains/week
SLOVAKIA	Koper - Žilina (Adria Kombi/RCO) dedicated	Up to 6 trains/week
	Koper - Žilina (Metrans)	3 trains/week
	Koper – Bratislava (Adria Kombi/RCO)	4 trains/week
	Koper - Dunajska Streda - Košice (Metrans)	Up to 14 trains/week
SERBIA	Koper - Ljubljana - Belgrade (Adria Kombi)	Up to 2 trains/day
	Koper – Novi Sad via Budapest (Adria Kombi / Transagent)	1 train/week
CROATIA	Koper – Ljubljana - Zagreb (Adria Kombi)	Up to 2 trains/day
AUSTRIA	Koper – Graz (Cargo Center Graz)	5-6 trains/week
	Koper – Villach – antenna to Vienna, Linz, Salzburg, Wolfurt (RCO/Adria Kombi)	Up to 5 trains/week
	Koper – Linz / Salzburg / Enns (RCO / Schenker)	Up 3 trains/week
	Koper - Enns (Metrans)	1 train/weekly
	Koper - Ybbs (Metrans)	2 train/weekly
	Koper - Krems (Metrans)	1 train/weekly
POLAND	Koper – Wroclaw Siechnice – Ostrava – Koper (Baltic Rail)	1-2 trains/week
	Koper – Wroclaw Siechnice – Katowice Wlosienica – Koper (Baltic Rail)	1 train/weekly
BOLGARIA	Koper - Ljubljana - Sofia (Adria Kombi)	On demand
ROMANIA	Koper – Arad (Adria Transport)	On demand

Further market potential

- LCL deliveries, dry boxes, project cargo, reefer cargo
- gaining on faster export delivery to the Central EU client & faster import from Central EU



Direct services from Far East => 1st port of call in the Adriatic (i.e. shortest transit time)

- **2M Alliance:** Maersk Line + MSC (**Koper as first port of call**)
- **Ocean3 Alliance:** CMA-CGM, Cosco - CSCL, UASC, Evergreen+MOL slot partner (**Koper as first and last port of call**)

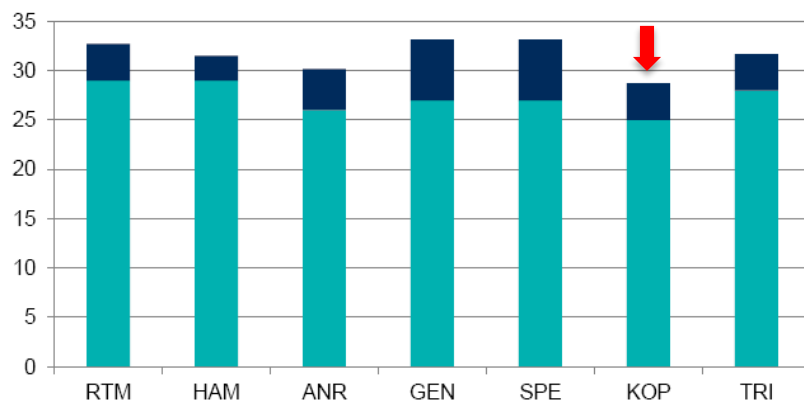
 MAERSK LINE



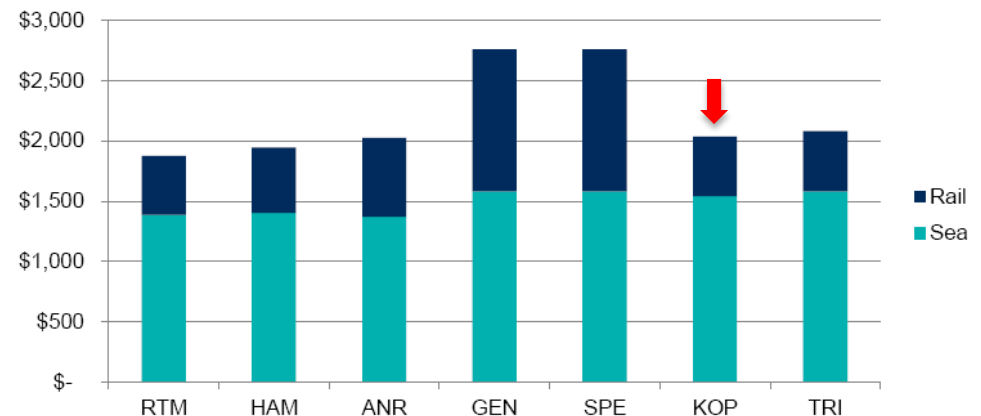
Drewry's Best route analysis

- in March 2016 Drewry published the **Best route market study for containerized transport to South Germany,**
- The study analyzed the transport of one 40-ft container from **Shanghai to Muenchen** through various ports (Rotterdam, Hamburg, Antwerp, Genova, La Spezia, Koper and Trieste),
- Koper resulted as the **best option for shippers with time-sensitive cargo.**

Transit time from Shanghai CY to Munich ramp (days)



Cost from Shanghai to Munich ramp (\$)



Main strategic projects until 2020

Container terminal – 235 mio €



Car terminal – 24,7 mio €



Liquid bulk terminal – 13,9 mio €



Multipurpose warehouse – 42 mio €



Container terminal development (2015 - 2020)



2 additional railway tracks
COMPLETED

North side extension
after 2020

Extension of
south. part, total
capacity 1,3 M
TEU (2019-2020)

+150 m
2019/2020

Dredging to -11 m
COMPLETED

+100 m 2018

Dredging to -15 m
COMPLETED

Σ 850 m

Why Port of Koper?

- the shortest route from Egypt to the heart of Europe,
- quality, reliability and flexibility,
- non-stop handling operations (24/7),
- developed hinterland connections,
- provision of tailor-made services,
- effective IT support connecting all port community,
- ISPS code compliant – security,
- full support of customs authorities (simplified customs procedures, pre-clearing..),
- EU border inspection point; possibility of fiscal clearance and fiscal warehousing,
- up-to-date handling equipment and technology,
- good references,
- excellent cooperation with the local port community.

شكرا لاهتمامك

